

Date: Sept. 11, 2013 - June 30, 2024

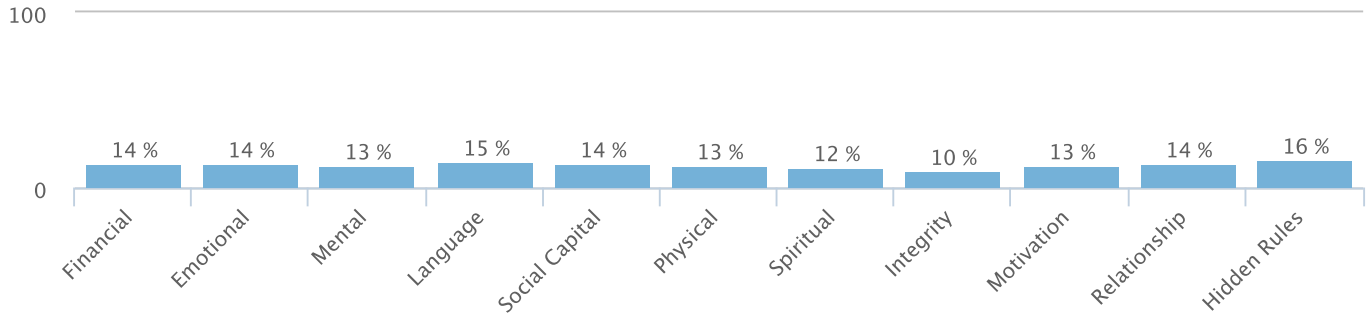
Network: ALL

State: ALL

Site: ALL

Resource Increase by Graduates

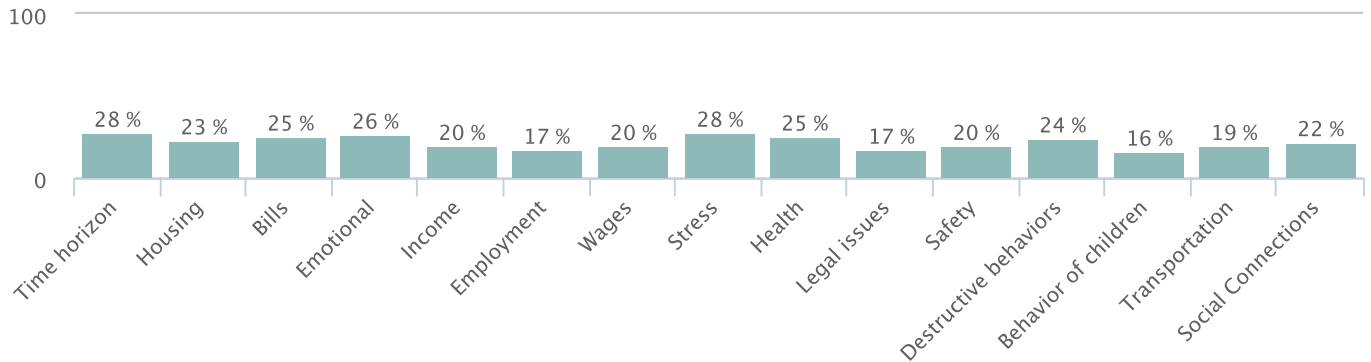
(baseline to most recent assessment - 1022 Graduates)



Financial	Emotional	Mental	Language	Social Capital	Physical	Spiritual	Integrity	Motivation	Relationship	Hidden Rules
14%	14%	13%	15%	14%	13%	12%	10%	13%	14%	16%

Stability Increase by Graduates

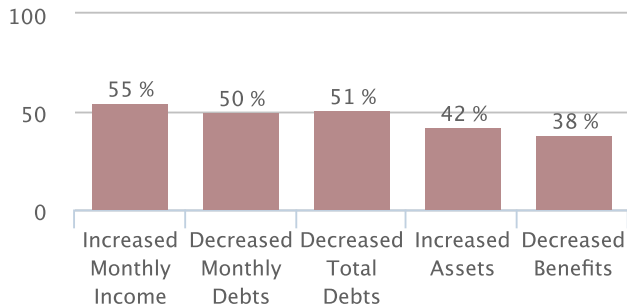
(baseline to most recent assessment - 1494 Graduates)



Time horizon	Housing	Bills	Emotional	Income	Employment	Wages	Stress	Health	Legal issues	Safety	Destructive behaviors	Behavior of children	Transportation	Social Connections
28%	23%	25%	26%	20%	17%	20%	28%	25%	17%	20%	24%	16%	19%	22%

ROI Indicators for Graduates

(baseline to most recent assessment - 817 Graduates)



	Baseline	Most Recent Assessment	Difference	Percentage of Difference
Increased Monthly Income	\$1,203,488	\$1,349,812	\$146,323	12 %
Decreased Monthly Debts	\$816,172	\$780,981	\$-35,190	-4 %
Decreased Total Debts	\$5,570,026	\$5,211,336	\$-358,689	-6 %
Increased Assets	\$6,610,531	\$8,854,978	\$2,244,447	33 %
Decreased Benefits	\$249,808	\$257,331	\$7,523	3 %