

Date: Sept. 11, 2013 - Dec. 31, 2017

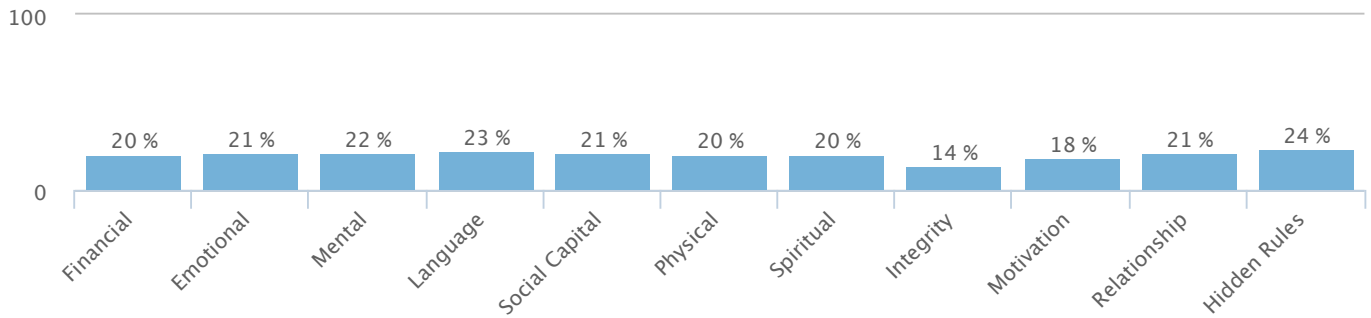
Network: ALL

State: ALL

Site: ALL

### Resource Increase by Graduates

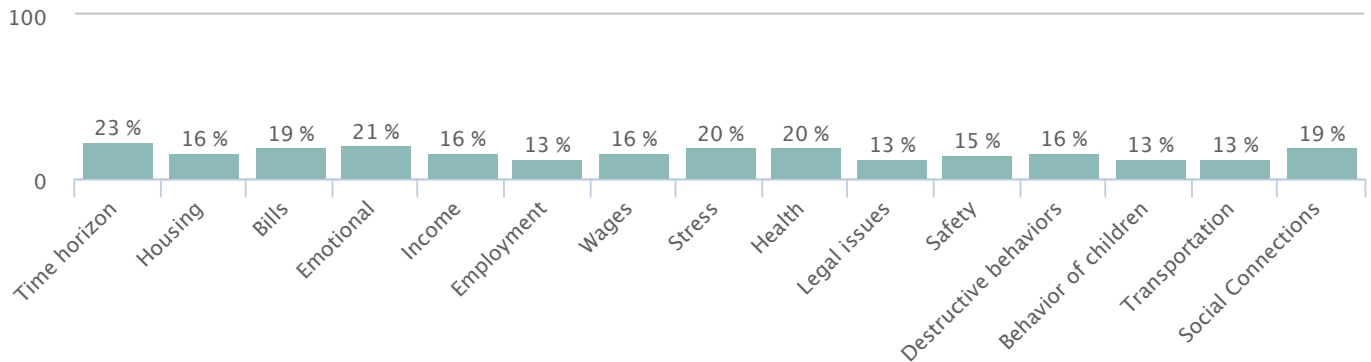
(baseline to most recent assessment – 350 Graduates)



Financial	Emotional	Mental	Language	Social Capital	Physical	Spiritual	Integrity	Motivation	Relationship	Hidden Rules
20%	21%	22%	23%	21%	20%	20%	14%	18%	21%	24%

### Stability Increase by Graduates

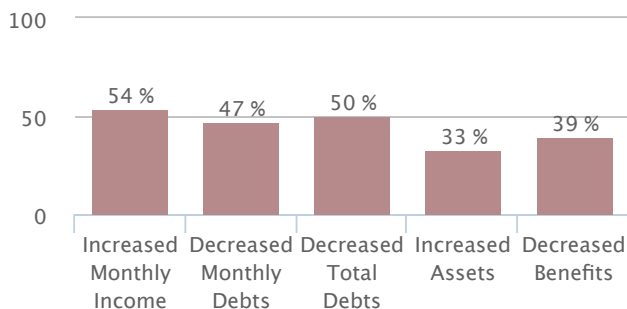
(baseline to most recent assessment – 293 Graduates)



Time horizon	Housing	Bills	Emotional	Income	Employment	Wages	Stress	Health	Legal issues	Safety	Destructive behaviors	Behavior of children	Transportation	Social Connections
23%	16%	19%	21%	16%	13%	16%	20%	20%	13%	15%	16%	13%	13%	19%

### ROI Indicators for Graduates

(baseline to most recent assessment – 112 Graduates)



	Baseline	Most Recent Assessment	Difference	Percentage of Difference
Increased Monthly Income	\$115,332	\$127,470	\$12,138	10 %
Decreased Monthly Debts	\$77,288	\$79,128	\$1,840	2 %
Decreased Total Debts	\$868,208	\$722,327	\$-145,881	-16 %
Increased Assets	\$415,325	\$411,418	\$-3,906	0 %
Decreased Benefits	\$44,025	\$46,081	\$2,055	4 %